



KYEC

The Testing Industry Benchmark

京元電子股份有限公司
King Yuan Electronics Co., Ltd

2008年第三季財務報告
3Q/08 Financial Summary

安全港口聲明

請注意下列條文之所有資訊

所有在本網站上顯示之財務報表、向證券管理機關申報檔案、年報、新聞報導或其他相關資訊，我們盡力維持其正確性，然而，隨著時間的經過或事務的發展，可能使得本網站之資料變成不完整或不正確。在此網站上顯示之財務報表、證期局檔案、年報、新聞報導或其他相關資訊可能會包含一些對公司前景的說明，這些說明一般而言均係使用相信、期待、想要、預期、評估、計畫、可能、將要或其他類似之文字，用以表達公司對未來某些作為或作為結果的期望。我們在此聲明，我們並無隨時更新或修正過時之資料的義務。

Safe Harbor Statement

Please note that all information is governed by the following Terms & Conditions.

The Content may contain forward-looking statements. These forward-looking statements are not historical facts and are based on expectations, estimates, and projections about our industry; our beliefs and assumptions; and our goals and objectives as of the date such forward-looking statements are first posted. Words such as "anticipates", "expects", "intends", "plans", "believes", "seeks", and "estimates", and variations of these words and similar expressions are intended to identify forward-looking statements. These statements are only predictions, are not guarantees of future performance, and are subject to risks, uncertainties, and other factors, some of which are beyond our control, are difficult to predict, and could cause actual results to differ materially from those expressed or forecasted in the forward-looking statements. We undertake no obligation to update any forward-looking statement, whether as a result of new information, future events, or otherwise.

2008年第三季營運結果摘要

3Q/08 Operations Result Summary

單位:新台幣百萬元(NT\$M)	08年第三季	08年第二季	07年第三季
項目	3Q/08	2Q/08	3Q/07
營業收入淨額 (Net Sales)	3,585.4	3,628.0	3,700.2
本期淨利 (Net Income)	386.4	488.9	733.2
每股盈餘(元) (EPS \$NT)	0.31	0.41	0.58
現金及約當現金 (cash & cash Equivalents)	3,204.1	2,626.7	2,422.4
總資產(Total Assets)	39,884.8	39,317.3	37,328.4
股東權益 (Shareholders' equity)	22,497.6	21,993.2	21,511.0
折舊費用(Depreciation)	1,524.7	1,489.2	1,340.0
資本支出(Capex)	1,752.8	2,232.8	2,304.8
未計利息稅額折舊及攤銷前利益 (EBITDA)	2,128.2	2,183.6	2,210.8



KYEC
King Yuan ELECTRONICS CO., LTD

損益表 - 2008年第三季 vs. 2008年第二季

3Q/08 Income Statement QoQ Comparison

單位:新台幣百萬元(NT\$M)	3Q/08		2Q/08		QoQ
項目		%		%	%
營業收入淨額(Net Sales)	3,585.4	100.0	3,628.0	100.0	(1.2)
銷貨成本(COGS)	<u>(2,724.4)</u>	<u>(76.0)</u>	<u>(2,729.6)</u>	<u>(75.2)</u>	(0.2)
營業毛利淨額(GP)	861.0	24.0	898.4	24.8	(4.2)
營業費用(OP Exp.)	<u>(317.1)</u>	<u>(8.8)</u>	<u>(322.7)</u>	<u>(8.9)</u>	(1.7)
營業淨利(OP Income)	543.9	15.2	575.8	15.9	(5.5)
營業外收入(Non-OP Income)	76.0	2.1	55.7	1.5	36.4
營業外支出(Non-OP Exp.)	<u>(143.6)</u>	<u>(4.0)</u>	<u>(62.6)</u>	<u>(1.7)</u>	129.4
稅前淨利(EBT)	476.4	13.3	568.9	15.7	(16.3)
所得稅(費用)利益((Tax)benefit)	<u>(90.0)</u>	<u>(2.5)</u>	<u>(80)</u>	<u>(2.2)</u>	12.5
本期淨利(Net Income)	<u>386.4</u>	<u>10.8</u>	<u>488.9</u>	<u>13.5</u>	(21.0)
普通股每股盈餘(元)(EPS NT\$)	0.31		0.41		
加權平均流通在外股數(仟股) Weighted Average outstanding shares('k)		1,249,013		1,183,636	



KVEC
King Yuan ELECTRONICS CO., LTD.

損益表 - 2008年第三季 vs. 2007年第三季 3Q/08 Income Statement YoY Comparison

單位:新台幣百萬元(NT\$M)	3Q/08		3Q/07		YoY
項目		%		%	%
營業收入淨額(Net Sales)	3,585.4	100.0	3,700.2	100.0	(3.1)
銷貨成本(COGS)	<u>(2,724.4)</u>	<u>(76.0)</u>	<u>(2,591.5)</u>	<u>(70.0)</u>	5.1
營業毛利淨額(GP)	861.0	24.0	1,108.7	30.0	(22.3)
營業費用(OP Exp.)	<u>(317.1)</u>	<u>(8.8)</u>	<u>(269.3)</u>	<u>(7.3)</u>	17.8
營業淨利(OP Income)	543.9	15.2	839.4	22.7	(35.2)
營業外收入(Non-OP Income)	76.0	2.1	64.9	1.8	17.2
營業外支出(Non-OP Exp.)	<u>(143.6)</u>	<u>(4.0)</u>	<u>(131.0)</u>	<u>(3.5)</u>	9.6
稅前淨利(EBT)	476.4	13.3	773.2	20.9	(38.4)
所得稅(費用)利益((Tax)benefit)	<u>(90.0)</u>	<u>(2.5)</u>	<u>(40.0)</u>	<u>(1.1)</u>	125.0
本期淨利(Net Income)	<u>386.4</u>	<u>10.8</u>	<u>733.2</u>	<u>19.8</u>	(47.3)
普通股每股盈餘(元)(EPS NT\$)	0.31		0.58		
加權平均流通在外股數(仟股) Weighted Average outstanding shares('K)		1,249,013		1,268,537	

簡要資產負債表 - 2008 年9月 30 日

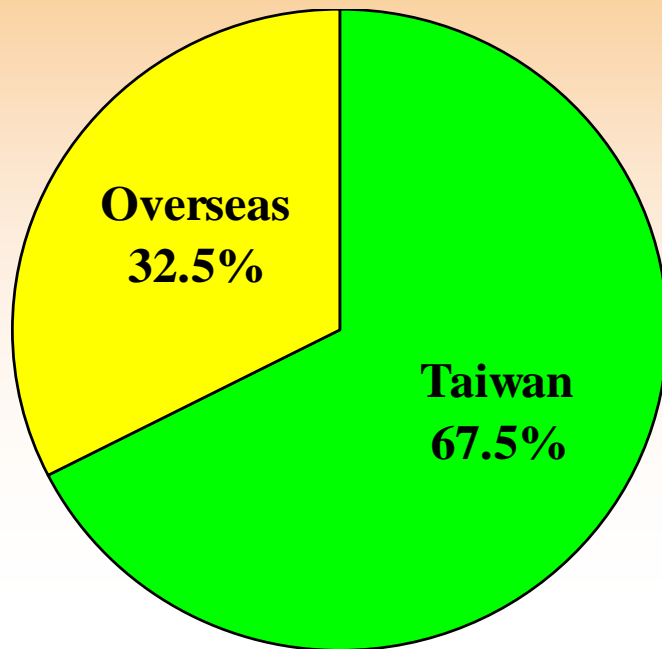
Balance Sheet Highlight- Sept. 08 vs. Jun. 08

單位:新台幣百萬元(NT\$M)

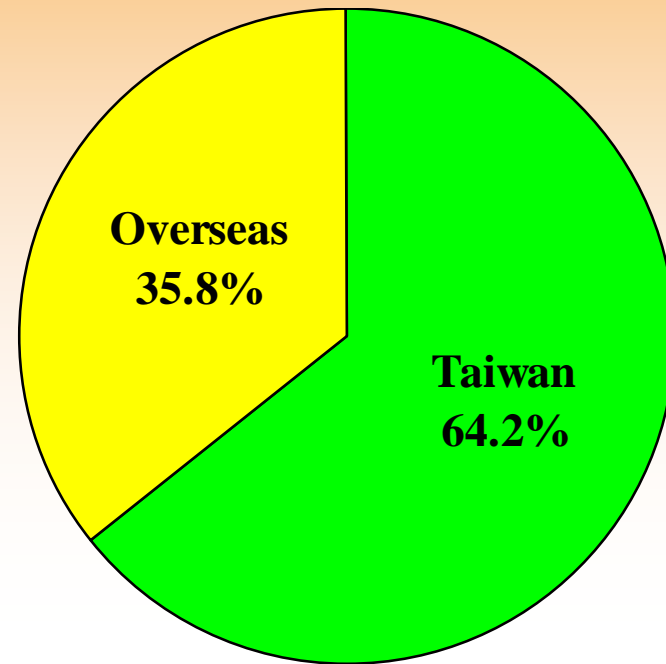
項目	Sept. 08		Jun. 08	
		%		%
現金及約當現金(Cash & Cash Equivalents)	3,204.1	8.0	2,626.7	6.7
長期投資(LT Investments)	2,866.5	7.2	2,771.4	7.1
固定資產(Fixed Assets)	26,105.0	65.5	26,367.5	67.1
總資產(Total Assets)	39,884.8	100	39,317.3	100
長期借款(LT debts)	13,709	34.4	10,862.5	27.6
一年到期之長期借款(LT debts payable within a year)	118.2	0.3	1,222.2	3.1
股東權益(Shareholders' Equity)	22,497.6	56.4	21,993.2	55.9



Sales Breakdown by Geography



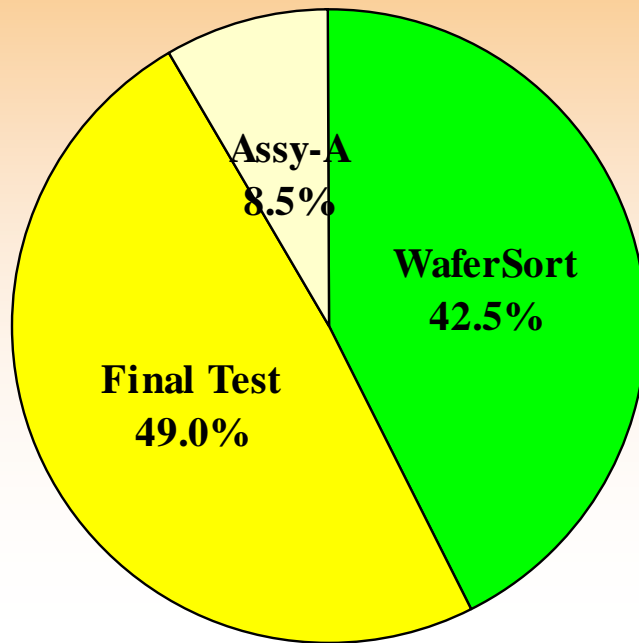
3Q08



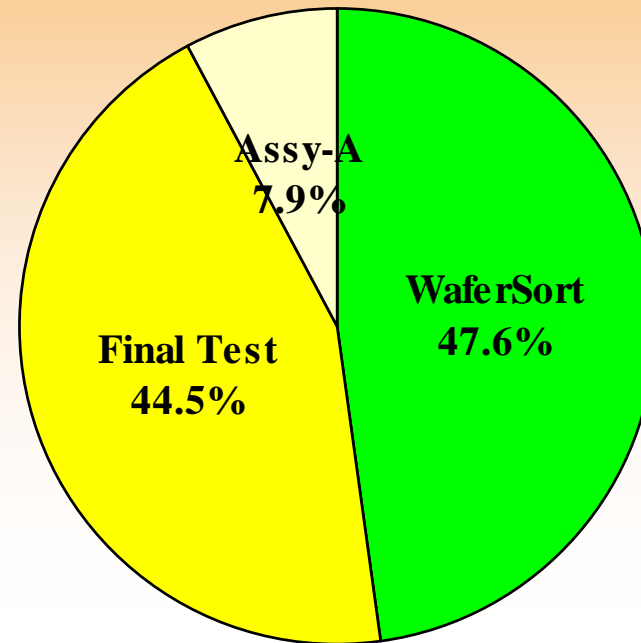
2Q08



Sales Breakdown by Process



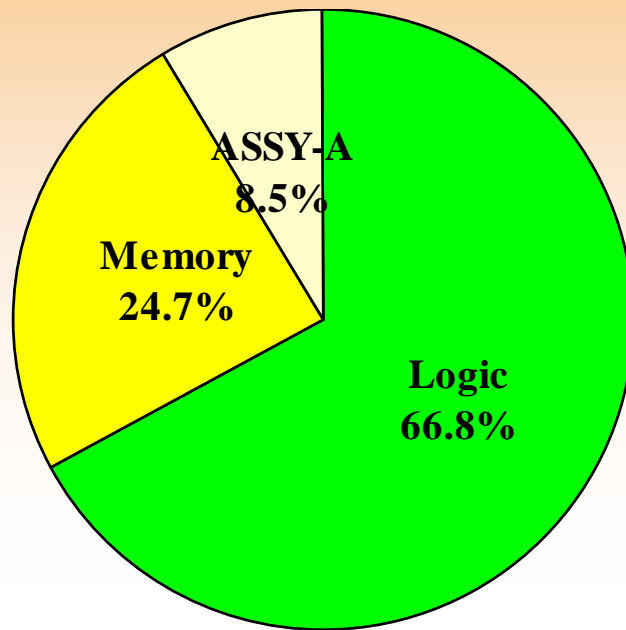
3Q08



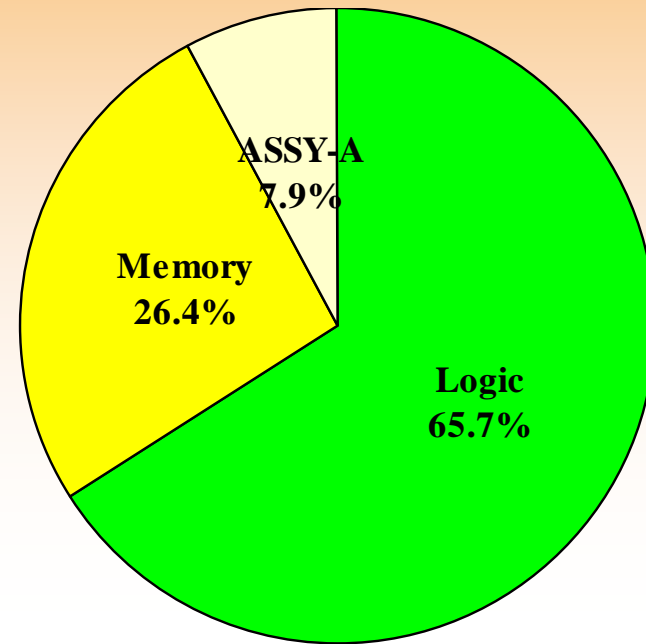
2Q08



Sales Breakdown by Product



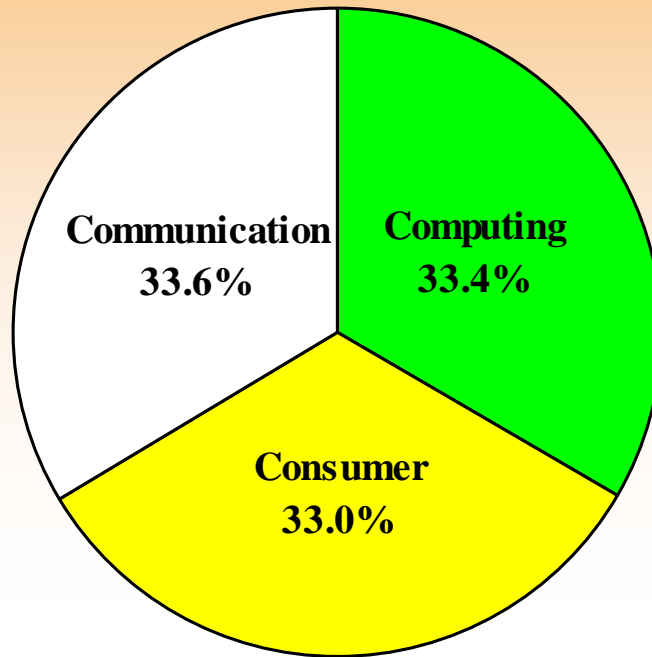
3Q08



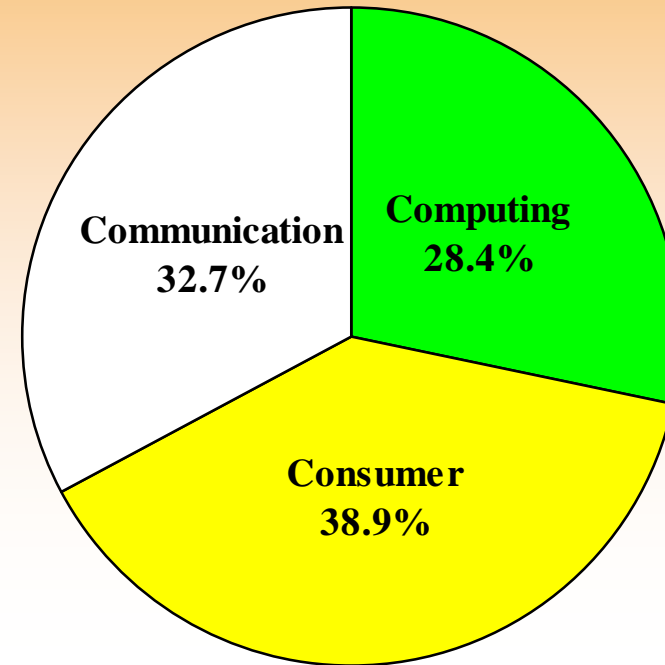
2Q08



Sales Breakdown by Application



3Q08



2Q08



KYEC
King Yuen ELECTRONICS CO., LTD

<http://www.kyec.com.tw>